

SELabs

INTELLIGENCE-LED TESTING

Endpoint Security

Enterprise

Apr - Jun 2023



EPS
PROTECTION

SE Labs tested a variety of anti-malware (aka 'anti-virus'; aka 'endpoint security') products from a range of well-known vendors in an effort to judge which were the most effective.

Each product was exposed to the same threats, which were a mixture of targeted attacks using well-established techniques and public email and web-based threats that were found to be live on the internet at the time of the test.

The results indicate how effectively the products were at detecting and/or protecting against those threats in real time.

Management**Chief Executive Officer** Simon Edwards**Chief Operations Officer** Marc Briggs**Chief Human Resources Officer** Magdalena Jurenko**Chief Technical Officer** Stefan Dumitrascu**Testing Team**

Nikki Albesa

Thomas Bean

Solandra Brewster

Gia Gorbald

Anila Johny

Erica Marotta

Luca Menegazzo

Jeremiah Morgan

Julian Owusu-Abrokwa

Joseph Pike

Georgios Sakatzidi

Dimitrios Tsarouchas

Stephen Withey

Publication and Marketing

Colin Mackleworth

Sara Claridge

Janice Sheridan

IT Support

Danny King-Smith

Chris Short

Website selabs.ukEmail info@SELabs.ukLinkedIn www.linkedin.com/company/se-labs/Blog blog.selabs.uk

Post SE Labs Ltd,

55A High Street, Wimbledon, SW19 5BA, UK

SE Labs is ISO/IEC 27001 : 2013 certified and
BS EN ISO 9001 : 2015 certified for The Provision
of IT Security Product Testing.

SE Labs is a member of the Microsoft Virus Initiative (MVI);
the Anti-Malware Testing Standards Organization (AMTSO);
the Association of anti Virus Asia Researchers (AVAR); and
NetSecOPEN.



© 2023 SE Labs Ltd

Contents

Introduction	04
Executive Summary	05
1. Total Accuracy Ratings	06
Enterprise Endpoint Security Awards	07
2. Threat Responses	08
3. Protection Ratings	10
4. Protection Scores	12
5. Protection Details	13
6. Legitimate Software Ratings	14
6.1 Interaction Ratings	15
6.2 Prevalence Ratings	16
6.3 Accuracy Ratings	16
6.4 Distribution of Impact Categories	17
7. Conclusions	17
Appendices	18
Appendix A: Terms Used	18
Appendix B: FAQs	18
Appendix C: Product Versions	19
Appendix D: Attack Types	20

Document version 1.0 Written 19th July 2023

1.1 Updated 28th July 2023 Corrected typos



Introduction

Back to basics:

How can you test and judge endpoint protection products?

Working out which endpoint protection product is right for your organisation requires a lot of thought. Each product on the market has a pile of features and they don't all do exactly the same thing. But at the very least, they should detect and stop malware threats. That should be your baseline when choosing between them.

In our latest Endpoint Security (EPS) reports we've checked many of the main brands, to see if they really do stop the sort of threats that hammer on our systems every day, as well as some of the more advanced, targeted threats.

Testing security technology is rarely simple. We've talked about online anti-virus reviews before, and how they can be too basic to help make sensible buying decisions. But we don't have to get bogged down in details here. Let's get back down to basics. What should endpoint protection products do and how does SE Labs test them?

Firstly, we install different anti-malware solutions onto real PCs – the sort you have on or under your desk. Then we attack those computers using threats we've found on the internet and using targeted attacks that we've built in our lab. Fundamentally, we behave like real attackers. It's the purest kind of test.

The internet threats we use aren't just malware files. They are a series of stages, such as opening an infected email and activating the attached file that then downloads and runs malicious code from the internet. Similarly, the targeted attacks involve delivering malware to the target and then taking some level of control to steal or destroy data.

We then score products on their performance. They get points for detecting the threat and further credit if they actually stop the attack. If they prevent the attack from running at all they score top marks for 'blocking' the threat. If they halt a threat after it starts running, then it gets fewer points for 'neutralising' the threat. If they fail to prevent the attack we deduct points due to the 'compromise' of the target.

Security products don't just have to stop bad things. They have to allow good things too, otherwise you wouldn't be able to use your computer. We also introduce good emails, websites and programs to the targets. If a security product blocks those, we deduct a lot of points because they are hampering users from using their computer properly.

That, in a nutshell, is how we test and judge anti-malware products. We install them like a user would, we attack the protected targets like hackers do and we score them according to how well they protected the system. It's a basic approach that stands the test of time and gives you the most realistic view on which products are best for you.

If you spot a detail in this report that you don't understand, or would like to discuss, please [contact us](#). SE Labs uses current threat intelligence to make our tests as realistic as possible. To learn more about how we test, how we define 'threat intelligence' and how we use it to improve our tests please visit our [website](#) and follow us on [LinkedIn](#).

Executive Summary

Product Names

It is good practice to stay up to date with the latest version of your chosen endpoint security product. We made best efforts to ensure that each product tested was the very latest version running with the most recent updates to give the best possible outcome.

For specific build numbers, see **Appendix C: Product Versions** on page 19.

Executive Summary			
Products Tested	Protection Accuracy Rating (%)	Legitimate Accuracy Rating (%)	Total Accuracy Rating (%)
Broadcom Endpoint Security Enterprise Edition	100%	100%	100%
ESET Endpoint Security	100%	100%	100%
Kaspersky Endpoint Security	100%	100%	100%
Microsoft Defender Antivirus (enterprise)	100%	100%	100%
Sophos Intercept X	100%	100%	100%
Trellix Endpoint Security	100%	100%	100%
VIPRE Endpoint Security	99%	100%	99%
CrowdStrike Falcon	98%	100%	99%
SentinelOne Singularity	97%	100%	99%
Fortinet FortiEDR	97%	98%	97%

Products highlighted in green were the most accurate, scoring 85 per cent or more for Total Accuracy. Those in yellow scored less than 85 but 75 or more. Products shown in red scored less than 75 per cent.

For exact percentages, see **1. Total Accuracy Ratings** on page 6.

- **The endpoints were generally effective at handling general threats from cyber criminals...**

All products were very capable of handling public email- and web-based threats such as those used by criminals to attack Windows PCs, tricking users into running malicious files or running scripts that download and run malicious files. However, four were not completely effective.

- **...but targeted attacks caused problems for a couple of the products.**

Eight of the ten products provided complete protection against the targeted attacks used in this test. It only takes one targeted attack to breach an organisation, so this is a concerning result.

- **False positives were not an issue for the products.**

Most of the products were perfectly good at correctly classifying legitimate applications and websites. But one product blocked one legitimate application and flagged another as suspicious.

- **Which products were the most effective?**

Products from **Sophos, ESET, Trellix, Kaspersky, Microsoft** and **Broadcom** produced extremely good results due to a combination of their ability to block malicious URLs, handle exploits and correctly classify legitimate applications and websites. All products performed well enough to achieve AAA awards.

1. Total Accuracy Ratings

Judging the effectiveness of an endpoint security product is a subtle art, and many factors are at play when assessing how well it performs. To make things easier we've combined all the different results from this report into one easy-to-understand graph.

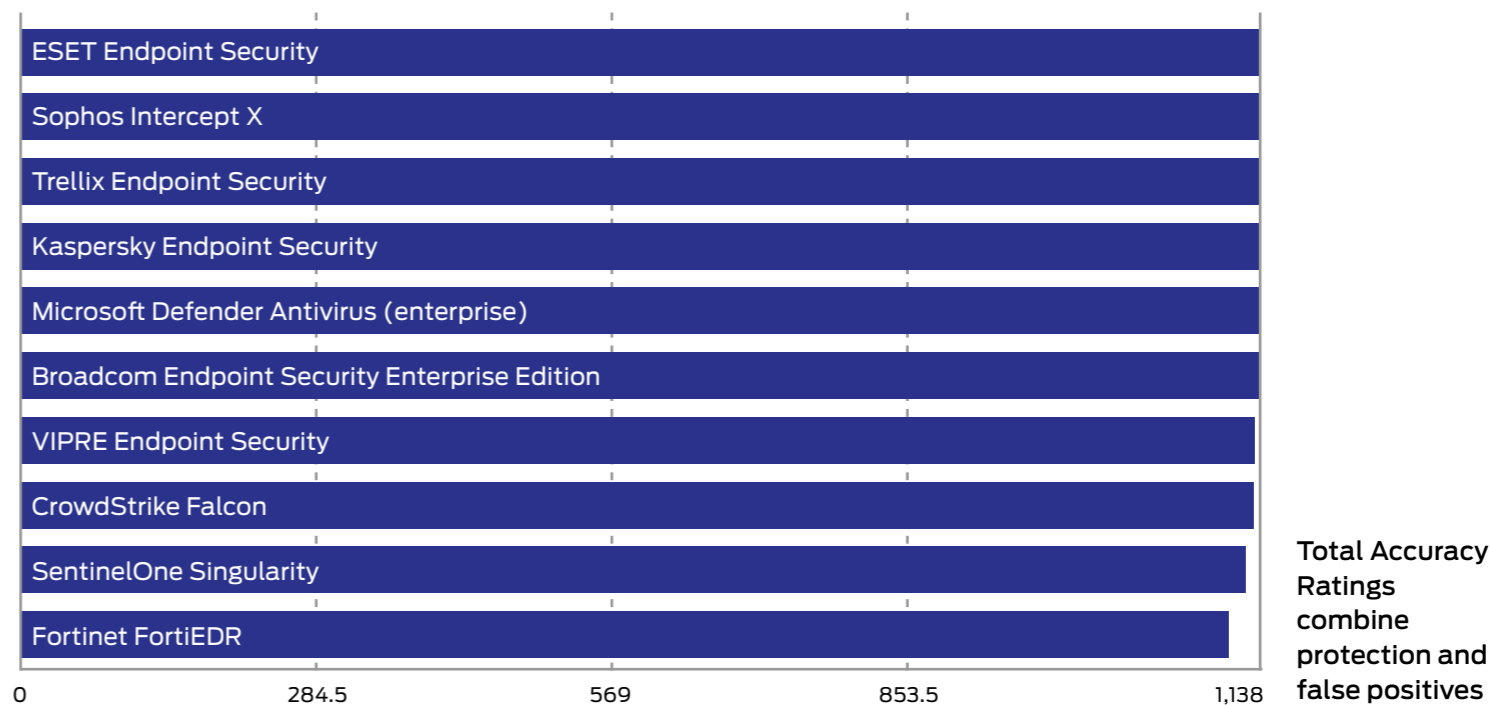
The graph below takes into account not only each product's ability to detect and protect against threats, but also its handling of non-malicious objects such as web addresses (URLs) and applications.

Not all protections, or detections for that matter, are equal. A product might completely block a URL, which stops the threat before it can even start its intended series of malicious events. Alternatively, the product might allow a web-based exploit to execute but prevent it from downloading any further code to the target. In another case malware might run on the target for a short while before its behaviour is detected and its code is deleted or moved to a safe 'quarantine' area for future analysis. We take these outcomes into account when attributing points that form final ratings.

For example, a product that completely blocks a threat is rated more highly than one that allows a threat to run for a while before eventually evicting it. Products that allow all malware infections, or that block popular legitimate applications, are penalised heavily.

Categorising how a product handles legitimate objects is complex, and you can find out how we do it in **6. Legitimate Software Ratings** on page 14.


Total Accuracy Ratings			
Product	Total Accuracy Rating	Total Accuracy (%)	Award
ESET Endpoint Security	1,138	100%	AAA
Sophos Intercept X	1,138	100%	AAA
Trellix Endpoint Security	1,138	100%	AAA
Kaspersky Endpoint Security	1,137	100%	AAA
Microsoft Defender Antivirus (enterprise)	1,137	100%	AAA
Broadcom Endpoint Security Enterprise Edition	1,136	100%	AAA
VIPRE Endpoint Security	1,132	99%	AAA
CrowdStrike Falcon	1,131	99%	AAA
SentinelOne Singularity	1,124	99%	AAA
Fortinet FortiEDR	1,108	97%	AAA



Enterprise Endpoint Security Awards

The following products win SE Labs awards:

- ESET Endpoint Security
- Sophos Intercept X
- Trellix Endpoint Security
- Kaspersky Endpoint Security
- Microsoft Defender Antivirus (enterprise)
- Broadcom Endpoint Security Enterprise Edition
- VIPRE Endpoint Security
- CrowdStrike Falcon
- SentinelOne Singularity
- Fortinet FortiEDR



SE Labs Monthly Newsletter

Don't miss our security articles and reports

- Test reports announced
- Blog posts reviewed
- Security testing analysed
- **NEW:** Podcast episodes



2. Threat Responses

Full Attack Chain: Testing every layer of detection and protection

Attackers start from a certain point and don't stop until they have either achieved their goal or have reached the end of their resources (which could be a deadline or the limit of their abilities).

This means, in a test, the tester needs to begin the attack from a realistic first position, such as sending a phishing email or setting up an infected

website, and moving through many of the likely steps leading to actually stealing data or causing some other form of damage to the network.

If the test starts too far into the attack chain, such as executing malware on an endpoint, then many products will be denied opportunities to use the full extent of their protection and detection abilities.

If the test concludes before any 'useful' damage or theft has been achieved, then similarly the product may be denied a chance to demonstrate its abilities in behavioural detection and so on.

Attack Stages

The illustration below shows some typical stages of an attack. In a test each of these should be

Attack Chain: How Hackers Progress

Figure 1. A typical attack starts with an initial contact and progresses through various stages, including reconnaissance, stealing data and causing damage.





Figure 2. This attack was initially successful but only able to progress as far as the reconnaissance phase.



Figure 3. A more successful attack manages to steal passwords but wholesale data theft and destruction was blocked.



attempted to determine the security solution’s effectiveness. This test’s results record detection and protection for each of these stages.

We measure how a product responds to the first stages of the attack with a detection and/ or protection rating. Sometimes products allow threats to run but detect them. Other times they might allow the threat to run briefly before neutralising it. Ideally they detect and block the threat before it has a chance to run. Products may delete threats or automatically contain them in a ‘quarantine’ or other safe holding mechanism for later analysis.

Should the initial attack phase succeed we then measure post-exploitation stages, which are represented by steps two through to seven

below. We broadly categorise these stages as: Access (step 2); Action (step 3); Escalation (step 4); and Post-escalation (step 5).

In figure 1. you can see a typical attack running from start to end, through various ‘hacking’ activities. This can be classified as a fully successful breach.








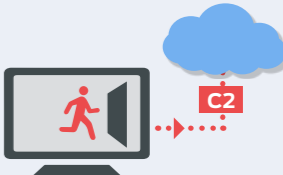
In figure 2. a product or service has interfered with the attack, allowing it to succeed only as far as stage 3, after which it was detected and neutralised. The attacker was unable to progress through stages 4 and onwards.

It is possible that attackers will not cause noticeable damage during an attack. It may be that their goal is persistent presence on the

systems to monitor for activities, slowly steal information and other more subtle missions.

In figure 3. the attacker has managed to progress as far as stage five. This means that the system has been seriously compromised. The attacker has a high level of access and has stolen passwords. However, attempts to exfiltrate data from the target were blocked, as were attempts to damage the system.

The table below shows how a typical way in which security testers illustrate attackers’ behaviour. It is largely the same as our images above, but more detailed.

MITRE Example Attack Chain Details							
Initial Access	Execution	Privilege Escalation	Credential Access	Discovery	Collection	Command and Control	Exfiltration
Spear Phishing via Service	Command-Line Interface	Bypass UAC	Input Capture	File and Directory Discovery	Input Capture	Data Encoding	Exfiltration Over C2 Channel
Spear Phishing Link	PowerShell		OS Credential Dumping	Process Discovery	Data from Local System	Data Obfuscation	
	Scripting		System Information Discovery				
							
Spear Phishing Link	Scripting	Bypass UAC	OS Credential Dumping	Process Discovery	Data from Local System	Data Obfuscation	Exfiltration Over C2 Channel

3. Protection Ratings

The results below indicate how effectively the products dealt with threats. Points are earned for detecting the threat and for either blocking or neutralising it.

■ Detected (+1)

If the product detects the threat with any degree of useful information, we award it one point.

■ Blocked (+2)

Threats that are disallowed from even starting their malicious activities are blocked. Blocking products score two points.

■ Complete Remediation (+1)

If, in addition to neutralising a threat, the product removes all significant traces of the attack, it gains an additional one point.

■ Neutralised (+1)

Products that kill all running malicious processes 'neutralise' the threat and win one point.

■ Persistent Neutralisation (-2)

This result occurs when a product continually blocks a persistent threat from achieving its aim, while not removing it from the system.

■ Compromised (-5)

If the threat compromises the system, the product loses five points. This loss may be reduced to four points if it manages to detect the threat (see Detected, above), as this at least

alerts the user, who may now take steps to secure the system.

Rating Calculations

We calculate the protection ratings using the following formula:

$$\begin{aligned} \text{Protection Rating} = & \\ & (1 \times \text{number of Detected}) + \\ & (2 \times \text{number of Blocked}) + \\ & (1 \times \text{number of Neutralised}) + \\ & (1 \times \text{number of Complete remediation}) + \\ & (-5 \times \text{number of Compromised}) \end{aligned}$$

The 'Complete remediation' number relates to cases of neutralisation in which all significant traces of the attack were removed from the target.

These ratings are based on our opinion of how important these different outcomes are. You may have a different view on how seriously you treat a 'Compromise' or 'Neutralisation without complete remediation'. If you want to create your own rating system, you can use the raw data from **5. Protection Details** on page 13 to roll your own set of personalised ratings.

Targeted Attack Scoring

The following scores apply only to targeted attacks and are cumulative, ranging from -1 to -5.

■ Access (-1)

If any command that yields information about the

target system is successful this score is applied. Examples of successful commands include listing current running processes, exploring the file system and so on. If the first command is attempted and the session is terminated by the product without the command being successful the score of Neutralised (see above) will be applied.

■ Action (-1)

If the attacker is able to exfiltrate a document from the target's Desktop of the currently logged in user then an 'action' has been successfully taken.

■ Escalation (-2)

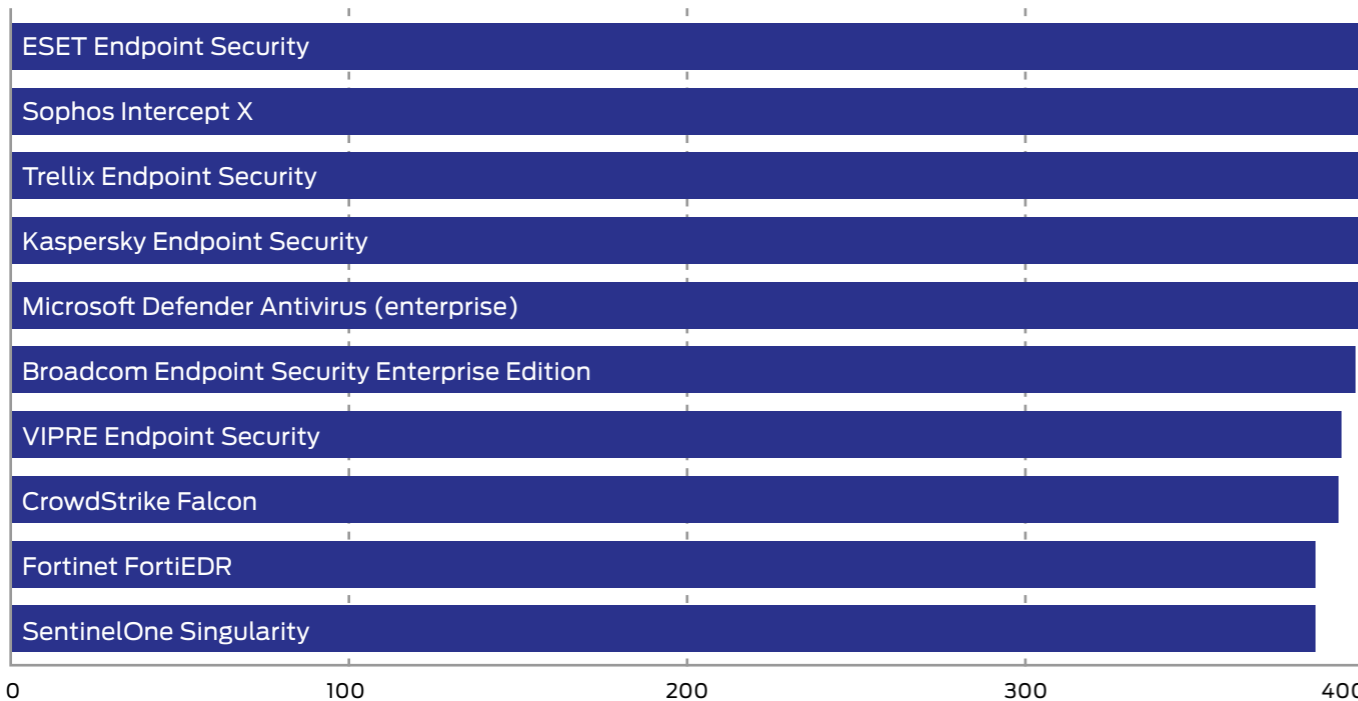
The attacker attempts to escalate privileges to NT Authority/System. If successful, an additional two points are deducted.

■ Post-Escalation Action (-1)

After escalation the attacker attempts actions that rely on escalated privileges. These include attempting to steal credentials, modifying the file system and recording keystrokes. If any of these actions are successful then a further penalty of one point deduction is applied.

Protection Accuracy		
Product	Protection Accuracy	Protection Accuracy (%)
ESET Endpoint Security	400	100%
Sophos Intercept X	400	100%
Trellix Endpoint Security	400	100%
Kaspersky Endpoint Security	399	100%
Microsoft Defender Antivirus (enterprise)	399	100%
Broadcom Endpoint Security Enterprise Edition	398	100%
VIPRE Endpoint Security	394	99%
CrowdStrike Falcon	393	98%
Fortinet FortiEDR	386	97%
SentinelOne Singularity	386	97%

Average 99%



Protection Ratings are weighted to show that how products handle threats can be subtler than just 'win' or 'lose'.

Annual Report 2023

Our 4th Annual Report is now available

- Threat Intelligence Special
- Ransomware Focus
- Security Awards
- Advanced Email Testing



DOWNLOAD THE REPORT NOW!
(free – no registration)

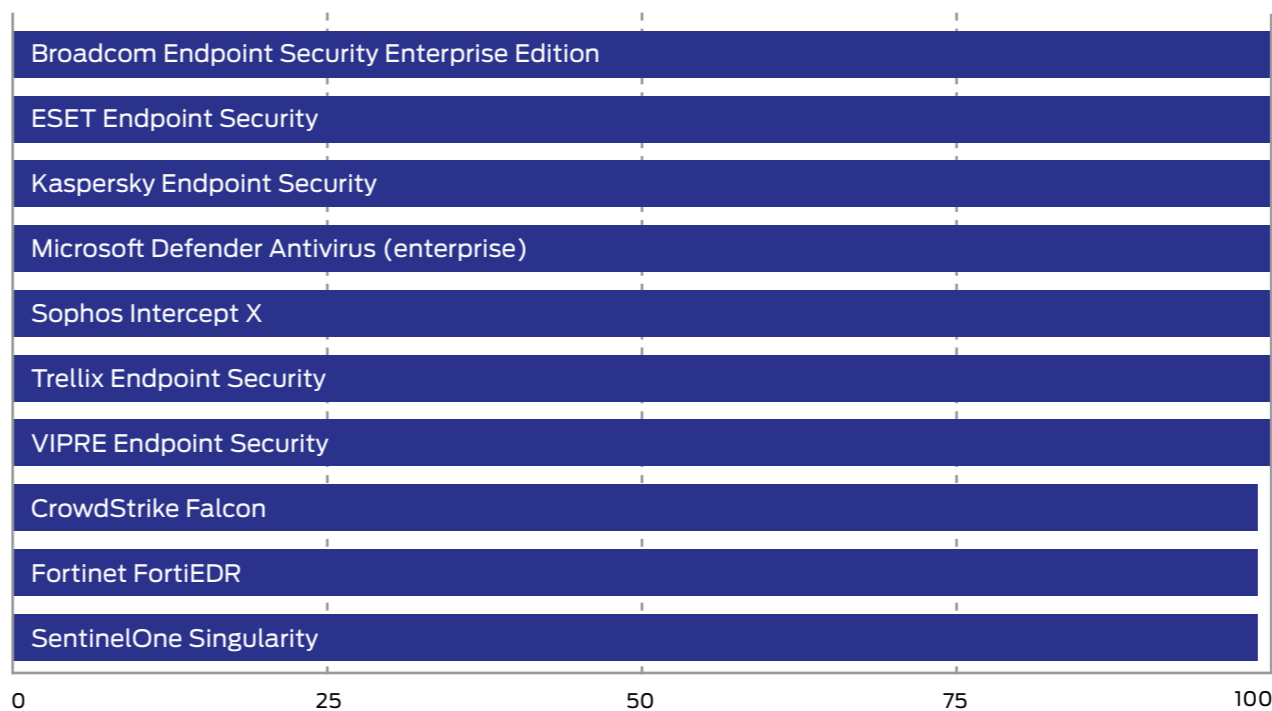
selabs.uk/ar2023

4. Protection Scores

This graph shows the overall level of protection, making no distinction between neutralised and blocked incidents.

For each product we add Blocked and Neutralised cases together to make one simple tally.

Protection Scores	
Product	Protection Score
Broadcom Endpoint Security Enterprise Edition	100
ESET Endpoint Security	100
Kaspersky Endpoint Security	100
Microsoft Defender Antivirus (enterprise)	100
Sophos Intercept X	100
Trellix Endpoint Security	100
VIPRE Endpoint Security	100
CrowdStrike Falcon	99
Fortinet FortiEDR	99
SentinelOne Singularity	99



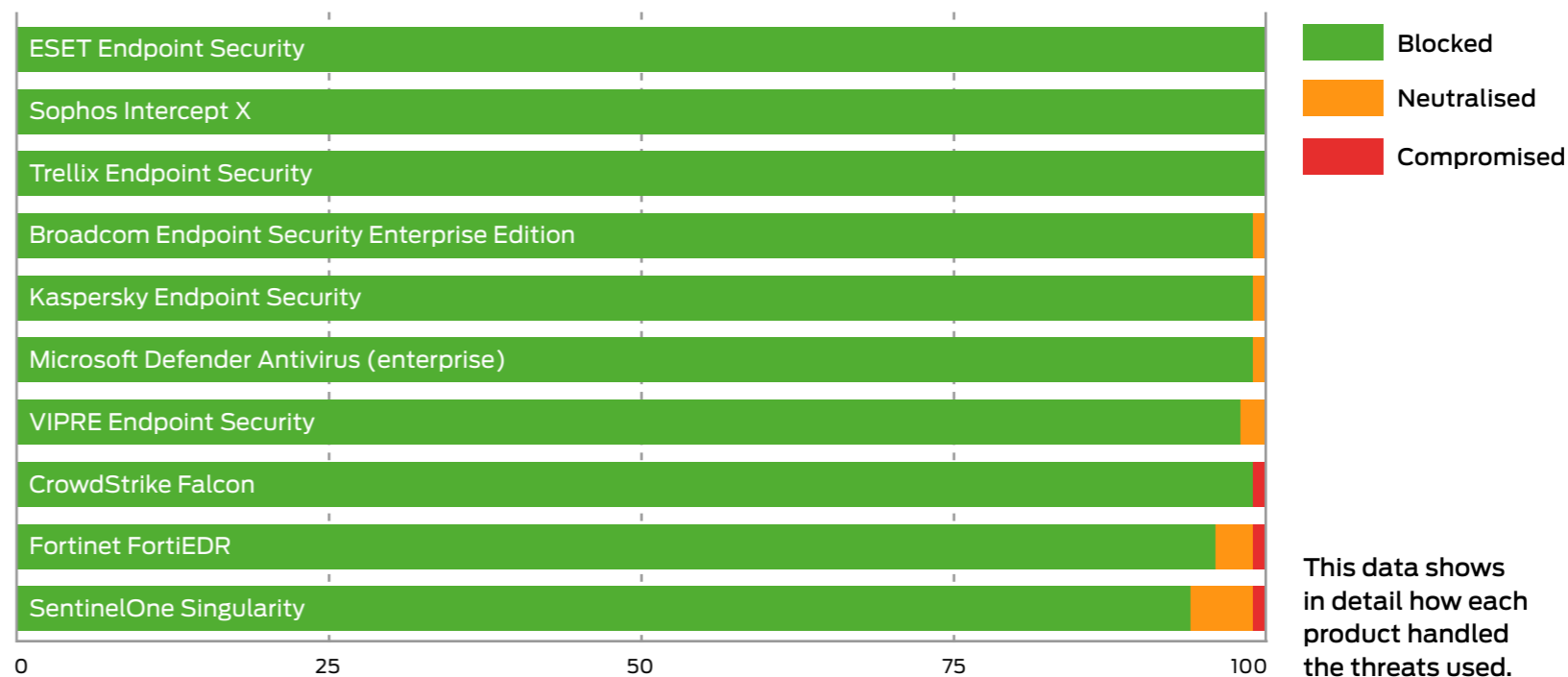
Protection Scores are a simple count of how many times a product protected the system.

5. Protection Details

These results break down how each product handled threats into some detail. You can see how many detected a threat and the levels of protection provided.

Products sometimes detect more threats than they protect against. This can happen when they recognise an element of the threat but aren't equipped to stop it. Products can also provide protection even if they don't detect certain threats. Some threats abort on detecting specific endpoint protection software.

Protection Details					
Product	Detected	Blocked	Neutralised	Compromised	Protected
ESET Endpoint Security	100	100	0	0	100
Sophos Intercept X	100	100	0	0	100
Trellix Endpoint Security	100	100	0	0	100
Broadcom Endpoint Security Enterprise Edition	100	99	1	0	100
Kaspersky Endpoint Security	100	99	1	0	100
Microsoft Defender Antivirus (enterprise)	100	99	1	0	100
VIPRE Endpoint Security	100	98	2	0	100
CrowdStrike Falcon	100	99	0	1	99
Fortinet FortiEDR	100	96	3	1	99
SentinelOne Singularity	100	94	5	1	99



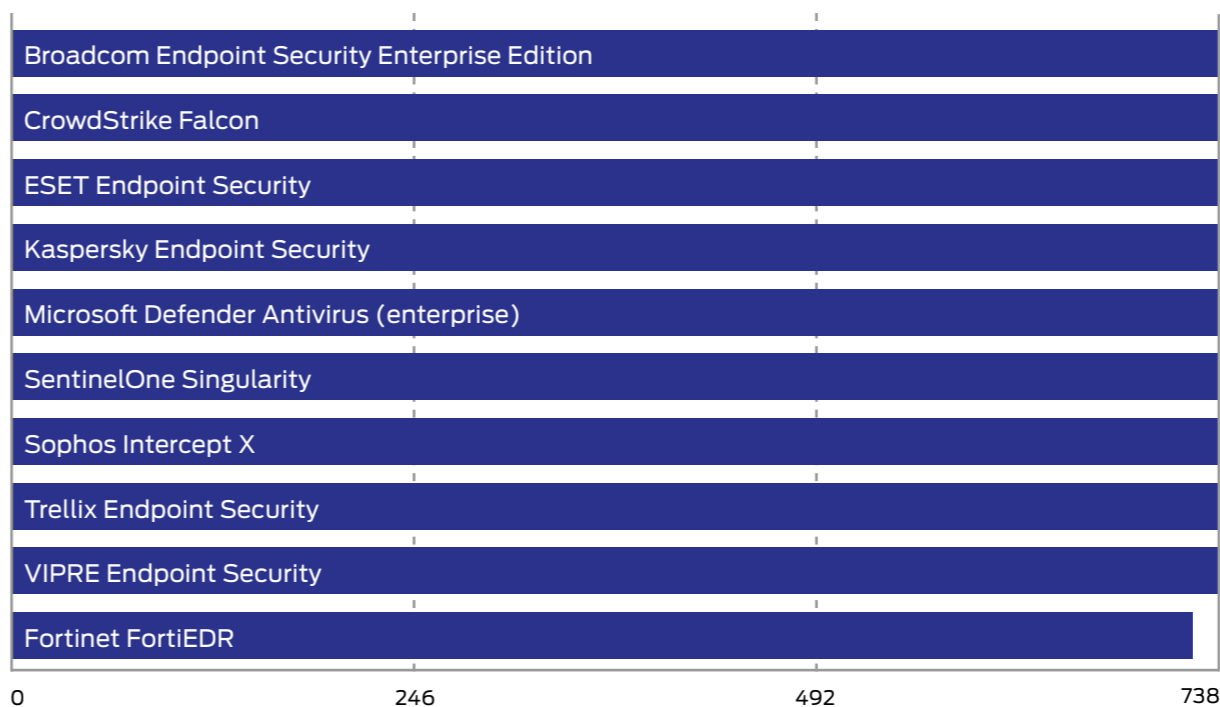
6. Legitimate Software Ratings

These ratings indicate how accurately the products classify legitimate applications and URLs, while also taking into account the interactions that each product has with the user. Ideally a product will either not classify a legitimate object or will classify it as safe. In neither case should it bother the user.

We also take into account the prevalence (popularity) of the applications and websites used in this part of the test, applying stricter penalties for when products misclassify very popular software and sites.

To understand how we calculate these ratings, see [6.3 Accuracy Ratings](#) on page 16.

Legitimate Software Ratings		
Product	Legitimate Accuracy Rating	Legitimate Accuracy (%)
Broadcom Endpoint Security Enterprise Edition	738	100%
CrowdStrike Falcon	738	100%
ESET Endpoint Security	738	100%
Kaspersky Endpoint Security	738	100%
Microsoft Defender Antivirus (enterprise)	738	100%
SentinelOne Singularity	738	100%
Sophos Intercept X	738	100%
Trellix Endpoint Security	738	100%
VIPRE Endpoint Security	738	100%
Fortinet FortiEDR	722	98%



Legitimate Software Ratings can indicate how well a vendor has tuned its detection engine.

6.1 Interaction Ratings

It's crucial that anti-malware endpoint products not only stop – or at least detect – threats, but that they allow legitimate applications to install and run without misclassifying them as malware. Such an error is known as a 'false positive' (FP).

In reality, genuine FPs are quite rare in testing. In our experience it is unusual for a legitimate application to be classified as 'malware'. More often it will be classified as 'unknown', 'suspicious' or 'unwanted' (or terms that mean much the same thing).

We use a subtle system of rating an endpoint's approach to legitimate objects, which takes into account how it classifies the application and how it presents that information to the user. Sometimes the endpoint software will pass the buck and demand that the user decide if the application is safe or not. In such cases the product may make a recommendation to allow or block. In other cases, the product will make no recommendation, which is possibly even less helpful.

If a product allows an application to install and run with no user interaction, or with simply a brief notification that the application is likely to be safe, it has achieved an optimum result. Anything else is a Non-Optimal Classification/Action (NOCA). We think that measuring NOCAs is more useful than counting the rarer FPs.

	None (allowed)	Click to Allow (default allow)	Click to Allow/Block (no recommendation)	Click to Block (default block)	None (blocked)	
Object is Safe	2	1.5	1			A
Object is Unknown	2	1	0.5	0	-0.5	B
Object is not Classified	2	0.5	0	-0.5	-1	C
Object is Suspicious	0.5	0	-0.5	-1	-1.5	D
Object is Unwanted	0	-0.5	-1	-1.5	-2	E
Object is Malicious				-2	-2	F
	1	2	3	4	5	

Interaction Ratings		
Product	None (allowed)	None (blocked)
Broadcom Endpoint Security Enterprise Edition	100	0
CrowdStrike Falcon	100	0
ESET Endpoint Security	100	0
Kaspersky Endpoint Security	100	0
Microsoft Defender Antivirus (enterprise)	100	0
SentinelOne Singularity	100	0
Sophos Intercept X	100	0
Trellix Endpoint Security	100	0
VIPRE Endpoint Security	100	0
Fortinet FortiEDR	99	1

Products that do not bother users and classify most applications correctly earn more points than those that ask questions and condemn legitimate applications.

6.2 Prevalence Ratings

There is a significant difference between an endpoint product blocking a popular application such as the latest version of Microsoft Word and condemning a rare Iranian dating toolbar for Internet Explorer 6. One is very popular all over the world and its detection as malware (or something less serious but still suspicious) is a big deal. Conversely, the outdated toolbar won't have had a comparably large user base even when it was new. Detecting this application as malware may be wrong, but it is less impactful in the overall scheme of things.

With this in mind, we collected applications of varying popularity and sorted them into five separate categories, as follows:

1. **Very High Impact**
2. **High Impact**
3. **Medium Impact**
4. **Low Impact**
5. **Very Low Impact**

Incorrectly handling any legitimate application will invoke penalties, but classifying Microsoft Word as malware and blocking it without any way for the user to override this will bring far greater penalties than doing the same for an ancient niche toolbar. In order to calculate these relative penalties, we assigned each impact category with a rating modifier, as shown in the table above.

Legitimate Software Prevalence Rating Modifiers	
Impact Category	Rating Modifier
Very High Impact	5
High Impact	4
Medium Impact	3
Low Impact	2
Very Low Impact	1

Applications were downloaded and installed during the test, but third-party download sites were avoided and original developers' URLs were used where possible. Download sites will sometimes bundle additional components into applications' install files, which may correctly cause anti-malware products to flag adware. We remove adware from the test set because it is often unclear how desirable this type of code is.

The prevalence for each application and URL is estimated using metrics such as third-party download sites and the data from Tranco.com's global traffic ranking system.

6.3 Accuracy Ratings

We calculate legitimate software accuracy ratings by multiplying together the interaction and prevalence ratings for each download and installation:

Accuracy rating = Interaction rating x Prevalence rating

If a product allowed one legitimate, Medium impact application to install with zero interaction with the user, then its Accuracy rating would be calculated like this:

Accuracy rating = 2 x 3 = 6

This same calculation is made for each legitimate application/site in the test and the results are summed and used to populate the graph and table shown under **6. Legitimate Software Ratings** on page 14.

6.4 Distribution of Impact Categories

Endpoint products that were most accurate in handling legitimate objects achieved the highest ratings. If all objects were of the highest prevalence, the maximum possible rating would be 1,000 (100 incidents x (2 interaction rating x 5 prevalence rating)).

In this test there was a range of applications with different levels of prevalence. The table below shows the frequency:

Legitimate Software Category Frequency	
Prevalence Rating	Frequency
Very High Impact	32
High Impact	33
Medium Impact	15
Low Impact	12
Very Low Impact	8

7. Conclusions

Attacks in this test included threats that affect the wider public and more closely targeted individuals and organisations. You could say that we tested the products with 'public' malware and full-on hacking attacks.

We introduced the threats in a realistic way such that threats seen in the wild on websites were downloaded from those same websites, while threats caught spreading through email were delivered to our target systems as emails.

All of the products tested are well-known and should do well in this test. While we do 'create' threats by using publicly available free hacking tools, we do not write unique malware so there is no technical reason why any vendor being tested should do poorly.

The results were generally strong but there were differences in the way the products handled threats. The vast majority of them were able to block threats, whether general or targeted, upon delivery. Some products allowed the delivery of a few threats and only reported detection when the malware's attack chain was underway. In many of these cases, the products were able to neutralise the threats.

A stunning seven products stopped all of the attacks. These belonged to **Sophos, Trellix, Kaspersky, Broadcom, ESET, Microsoft** and **VIPRE**. The rest of the products came in strongly behind. **Fortinet EDR** protected against all the targeted threats but missed one of the more common threats. **SentinelOne** and **CrowdStrike Falcon** stopped all the general attacks but missed a targeted threat each.

Almost all the products handled the legitimate applications and websites correctly, with no mistakes. **Fortinet EDR**, however, blocked one object without asking for permission and flagged another as suspicious before allowing it to run anyway.

All of the products in this test win AAA awards. The strongest from **Sophos, ESET, Trellix, Kaspersky, Microsoft** and **Broadcom** stopped all the threats and allowed all legitimate applications. Endpoint protection products from **VIPRE, CrowdStrike, SentinelOne** and **Fortinet** also achieved Total Accuracy Ratings in the high 90s, which is also outstanding.

Appendices

Appendix A: Terms Used

Term	Meaning
Compromised	The attack succeeded, resulting in malware running unhindered on the target. In the case of a targeted attack, the attacker was able to take remote control of the system and carry out a variety of tasks without hindrance.
Blocked	The attack was prevented from making any changes to the target.
False positive	When a security product misclassifies a legitimate application or website as being malicious, it generates a 'false positive'.
Neutralised	The exploit or malware payload ran on the target but was subsequently removed.
Complete Remediation	If a security product removes all significant traces of an attack, it has achieved complete remediation.
Target	The test system that is protected by a security product.
Threat	A program or sequence of interactions with the target that is designed to take some level of unauthorised control of that target.
Update	Security vendors provide information to their products in an effort to keep abreast of the latest threats. These updates may be downloaded in bulk as one or more files, or requested individually and live over the internet.

Appendix B: FAQs

A **full methodology** for this test is available from our website.

- The products chosen for this test were selected by SE Labs.
- The test was unsponsored.
- The test was conducted between 4th April and 12th June 2023.
- All products were configured according to each vendor's recommendations, when such recommendations were provided.
- Malicious URLs and legitimate applications and URLs were independently located and verified by SE Labs.
- Targeted attacks were selected and verified by SE Labs.
- Malicious and legitimate data was provided to partner organisations once the test was complete.
- The web browser used in this test was Google Chrome. When testing Microsoft products Chrome was equipped with the Windows Defender Browser Protection browser extension (<https://browserprotection.microsoft.com>). We allow other browser extensions when a tested product requests a user install one or more.

Q What is a partner organisation? Can I become one to gain access to the threat data used in your tests?

A Partner organisations benefit from our consultancy services after a test has been run. Partners may gain access to low-level data that can be useful in product improvement initiatives and have permission to use award logos, where appropriate, for marketing purposes. We do not share data on one partner with other partners. We do not partner with organisations that do not engage in our testing.

Q I am a security vendor and you tested my product without permission. May I access the threat data to verify that your results are accurate?

A We are willing to share a certain level of test data with non-partner participants for free. The intention is to provide sufficient data to demonstrate that the results are accurate. For more in-depth data suitable for product improvement purposes we recommend becoming a partner.

Appendix C: Product Versions

The table below shows the service's name as it was being marketed at the time of the test.

Product Versions			
Vendor	Product	Build Version (start)	Build Version (end)
Broadcom	Endpoint Security Enterprise Edition	Version: 14 (14.3.RU7) Build: 9681 (14.3.9681.7000)	Version: 14 (14.3.RU7) Build: 9681 (14.3.9681.7000)
CrowdStrike	Falcon	6.52.16606.0	6.54.16810.0
ESET	Endpoint Security	10.0.2045.0	10.0.2045.0
Fortinet	FortiEDR	5.2.0.2659	5.2.0.2659
Kaspersky	Endpoint Security	21.9.6.465	21.9.6.465
Microsoft	Defender Antivirus (enterprise)	Antimalware Client Version: 4.18.2301.6 Engine Version: 1.1.20100.6 Antivirus Version: 1.385.757.0 Anti-spyware Version: 1.385.757.0	Antimalware Client Version: 4.18.23050.3 Engine Version: 1.1.23050.3 Antivirus Version: 1.391.828.0 Anti-spyware Version: 1.391.828.0
SentinelOne	Singularity	22.3.4.612	22.3.4.612
Sophos	Intercept X	Core Agent: 2022.4.2.1 Sophos Intercept X: 2022.1.3.3 Device Encryption: 2022.3.0.21	Core Agent: 2023.1.0.73 Sophos Intercept X: 2023.1.1.6 Device Encryption: 2023.1.0.10
Trellix	Endpoint Security	Trellix Endpoint Security Version: 10.7.0.5162 Adaptive Threat Protection Version: 10.7.0.5177 Threat prevention Version: 10.7.0.5200 Firewall Version: 10.7.0.5131 Web Control Version: 10.7.0.5162	Trellix Endpoint Security Version: 10.7.0.5162 Adaptive Threat Protection Version: 10.7.0.5177 Threat prevention Version: 10.7.0.5200 Firewall Version: 10.7.0.5131 Web Control Version: 10.7.0.5162
VIPRE	Endpoint Security	Definitions Version: 107456 - 7.94280	Definitions Version: 107766 - 7.94750

Appendix D: Attack Types

The table below shows how each product protected against the different types of attacks used in the test.

Attack Types			
Product	General Attack	Targeted Attack	Protected (%)
Broadcom Endpoint Security Enterprise Edition	75	25	100%
ESET Endpoint Security	75	25	100%
Kaspersky Endpoint Security	75	25	100%
Microsoft Defender Antivirus (enterprise)	75	25	100%
Sophos Intercept X	75	25	100%
Trellix Endpoint Security	75	25	100%
VIPRE Endpoint Security	75	25	100%
Fortinet FortiEDR	74	25	99%
CrowdStrike Falcon	75	24	98%
SentinelOne Singularity	75	24	98%

DE:CODED

Deciphering Cyber Security

Understand cybersecurity and other security issues. Practical and insightful, our experts have experience in attacking and defending in the physical and digital worlds. Peek behind the curtain with the Cyber Security **DE:CODED** podcast.



Listen on
Apple Podcasts



PODCAST



DE:CODED
SE Labs



Deciphering
cyber security



SE Labs Report Disclaimer

1. The information contained in this report is subject to change and revision by SE Labs without notice.
2. SE Labs is under no obligation to update this report at any time.
3. SE Labs believes that the information contained within this report is accurate and reliable at the time of its publication, which can be found at the bottom of the contents page, but SE Labs does not guarantee this in any way.
4. All use of and any reliance on this report, or any information contained within this report, is solely at your own risk. SE Labs shall not be liable or responsible for any loss of profit (whether incurred directly or indirectly), any loss of goodwill or business reputation, any loss of data suffered, pure economic loss, cost of procurement of substitute goods or services, or other intangible loss, or any indirect, incidental, special or consequential loss, costs, damages, charges or expenses or exemplary damages arising his report in any way whatsoever.
5. The contents of this report does not constitute a recommendation, guarantee, endorsement or otherwise of any of the products listed, mentioned or tested.
6. The testing and subsequent results do not guarantee that there are no errors in the products, or that you will achieve the same or similar results. SE Labs does not guarantee in any way that the products will meet your expectations, requirements, specifications or needs.
7. Any trade marks, trade names, logos or images used in this report are the trade marks, trade names, logos or images of their respective owners.
8. The contents of this report are provided on an "AS IS" basis and accordingly SE Labs does not make any express or implied warranty or representation concerning its accuracy or completeness.